

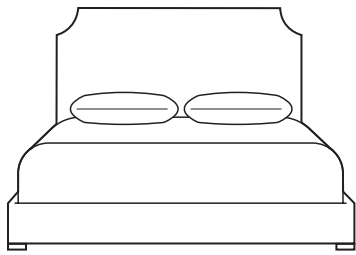
CUSTOM CHOICES

We make creating your bed or headboard in fabric or leather simple. In six easy steps you select your item, height, shape, style, trim and base. Our skilled craftspeople will bring your design to life in short order.

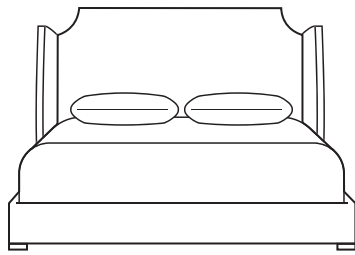
STEP 1 SELECT ITEM

NOTE: Beds standard with adjustable slats to create a platform or accommodate box springs

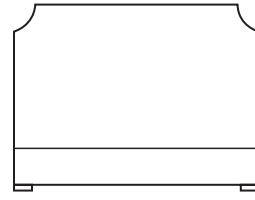
Bed rails are 14" high




BED



WINGED BED



HEADBOARD



WINGED HEADBOARD

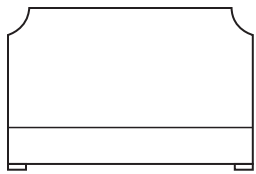
TB TWIN W45 D85
FB FULL W59 D85
QB QUEEN W66 D90
KB KING W82 D90
CB CA KING W78 D94

TBW TWIN W51 D85
FBW FULL W65 D85
QBW QUEEN W72 D90
KBW KING W88 D90
CBW CA KING W84 D94

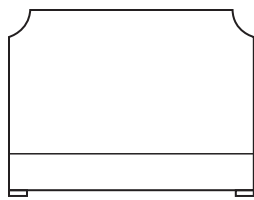
TH TWIN W45 D4
FH FULL W59 D4
QH QUEEN W66 D4
KH KING W82 D4
CH CA KING W78 D4

THW TWIN W45 D12
FHW FULL W59 D12
QHW QUEEN W66 D12
KHW KING W82 D12
CHW CA KING W84 8 D12

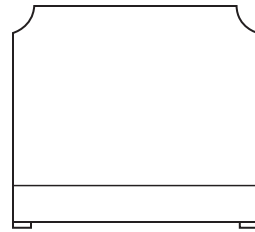
STEP 2 SELECT HEIGHT



L LOW
52" HIGH




M MEDIUM
60" HIGH



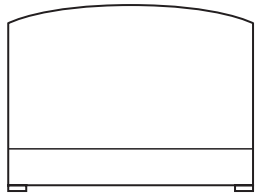
T TALL
72" HIGH

STEP 3 SELECT SHAPE

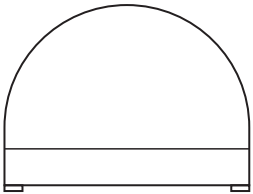
NOTE: Wings are not available with the Lune



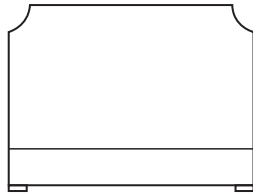
10 SQUARE



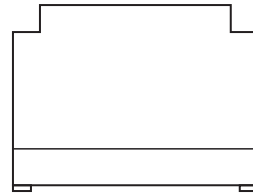
11 ARCH



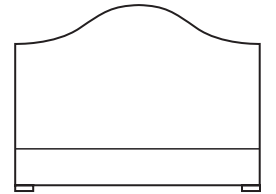
12 LUNE



13 NOTCH




14 STEP



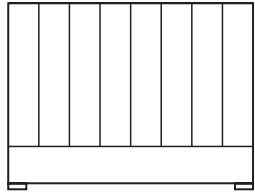
15 CURVE

STEP 4 SELECT STYLE

NOTE: Horizontal and rectangular channels are only available on the square shape



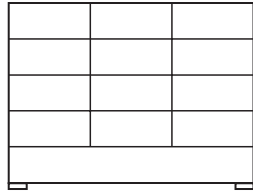
P PLAIN



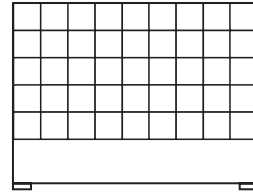
V VERTICAL CHANNELS



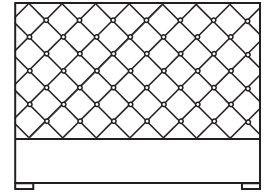
H HORIZONTAL CHANNELS



R RECTANGULAR CHANNELS



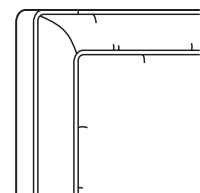
B BISCUIT TUFT (NO BUTTONS)




D DIAMOND TUFT (WITH BUTTONS)

STEP 5 SELECT TRIM

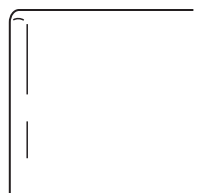
NOTE: Welted borders (1 & 4) are not available with wings



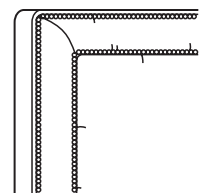
1 WELTED BORDER



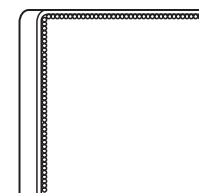
2 WELTED, NO BORDER



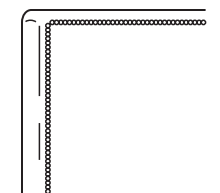
3 NO WELT, NO BORDER



4 DOUBLE NAILS, WELTED BORDER



5 NAILS, WELTED

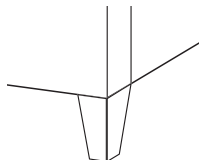


6 NAILS, NO WELT NO BORDER

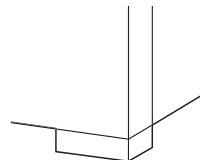
Trim is applied in a single row to inside wings and base of rails. 1/2" nails are applied head-to-head.

STEP 6 SELECT BASE

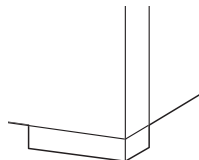
NOTE: Legs and rails are 2" deep



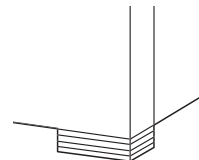
A TAPERED LEG
5" HIGH



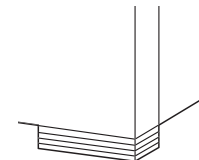
B BLOCK LEG
2" HIGH, 6" WIDE



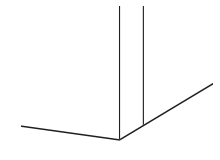
C LARGE BLOCK LEG
2" HIGH, 8" WIDE



D FLUTED BLOCK LEG
2" HIGH, 6" WIDE



E FLUTED LARGE BLOCK LEG
2" HIGH, 8" WIDE



F UPHOLSTERED BASE

YOUR CUSTOM CHOICES STYLE NUMBER

STEP 1	STEP 2	STEP 3	STEP 4	STEP 5	STEP 6
ITEM	HEIGHT	SHAPE	STYLE	TRIM	BASE



MASSOUD
MASSOUDFURNITURE.COM

Bed Shown
KBW M11V3F

KBW KING, M MEDIUM, 11 ARCH, V VERTICAL CHANNELS, 3 NO WELT, NO BORDER, F UPHOLSTERED BASE